

Milva

Digital tool for renovation,
transformation, and demolition

Torben Hansen
+45 5191 4999
torben@milva.dk



AGENDA

- Why Milva?
- How does Milva work?
- How does Milva add value to partners and users?



EU legislation on handling of environmentally hazardous building waste. Future tightening of work environment legislation when handling environmentally hazardous substances.



More documentation requirements for ordinary constructions and for certified constructions.



As of 2023, an emissions limit was introduced corresponding to 12 kgCO₂eq/m²/year which will increase every year towards 2030.




Increased focus on preservation as well as selective demolition to increase the reuse and recycling of building materials.



For reuse and recycling to be realised, we need to establish new value chains and reach a certain quantity to make it economically viable.

Waste hierarchy





The more data and
documentation the
better when trying to
change

an **analogue**
building industry

And make it **digital**



Project information

Project name: [blurred]
Project number: [blurred]

- [blurred]
- [blurred]
- [blurred]



Milva 
ONLINE REPORT

Table with multiple rows and columns, likely representing a checklist or data table. The text is mostly illegible due to blurring.

Table with multiple rows and columns, likely representing a checklist or data table. The text is mostly illegible due to blurring.

DIGITAL MAPPING

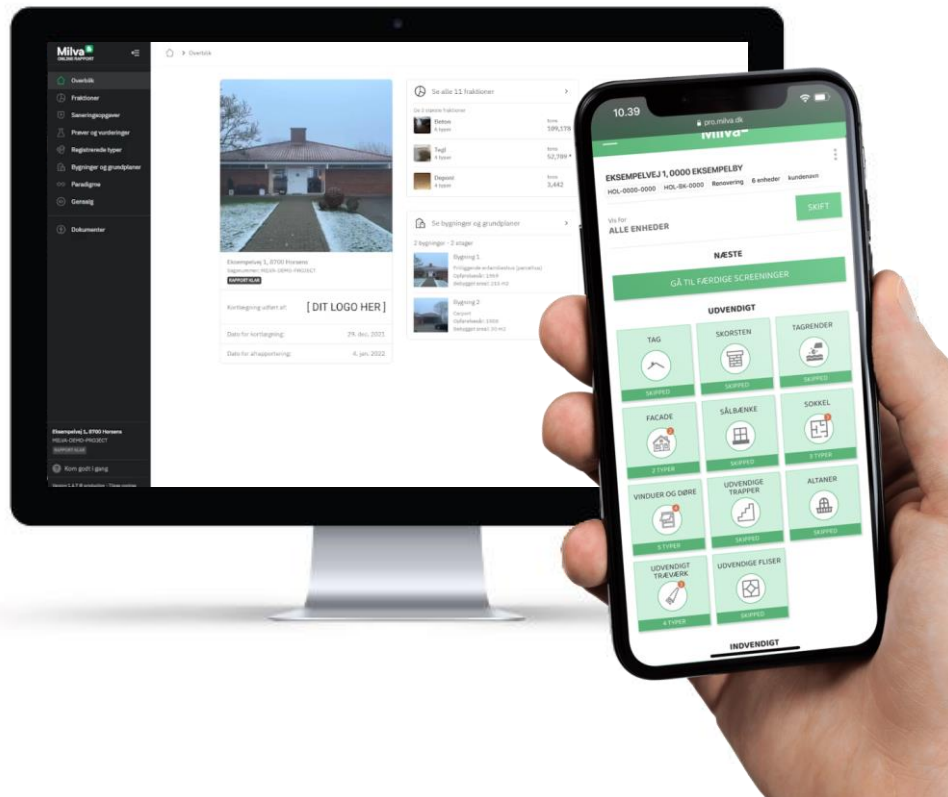
Mapping of environmentally hazardous materials in compliance with the law

Online overview of materials and their data, collected in one place .

Cheaper and more efficient.


Overview of reuse and recycling potentials with CO2 estimates on several building components.

Documentation for certification (DGNB, Svanemærke).



How to Map

Example: Simplified Wall



Map each Material

Start from within

Move outwards

Choose material type

Measure

Let Milva do the rest

CASE - RECYCLING



Project: Nivå Skole

Built-up area : 6.434 m2

Customer: Fredensborg Municipality

Service: Mapping of materials and hazards, recirculation consulting with focus on bricks

2000m² = 108,000 tons
900m² = 5,300 tons
137m = 0

1.5 Tag Tegl
1.7 Tag Kryddelfer
1.11 Tag Zink

Se alle fremhævede gensejlesømmer

FRAKTIONER

Ukendt 3 materialer	tons 0,410 *	>
Tegl 30 materialer	tons 1.992,668 *	>
Beton 142 materialer	tons 2.886,570 *	>
Deponi, specialbehandling 4 materialer	tons 0,205 *	>
Brændbart, specialbehandling 60 materialer	tons 34,580 *	>
Brændbart 83 materialer	tons 94,102 *	>
Glac	tons	>

1 tegl (107)

Liste over de materialer som findes i denne fraktion.

ALLE (30)

2000m ² = 108,000 tons 1.5 Tag Tegl	20m ² = 3,858 tons 2.1 Skorsten Mursten	35m ² = 2,916 tons 4.8 Facade Mursten
12m ² = 2,323 tons 4.7 Facade Mursten	1400m ² = 272,160 tons 4.20 Facade Mursten	400m ² = 77,760 tons 4.14 Facade Mursten
20m ² = 3,852 tons 4.56 Facade Mursten	90m ² = 17,496 tons 4.18 Facade Mursten	2000m ² = 388,800 tons 4.19 Facade Mursten

P59 Facade - Mørtel
Prøve af materialet

P60 Udvendige fliser - Teglklinker m. fuger og klæb
Prøve af materialet


P61 Vinduer og døre - Uimprægneret træ m. Maling (Hvid)
Prøve af overfladebehandling

P62 Vinduer og døre - Uimprægneret træ m. Maling (Hvid)
Prøve af overfladebehandling

P63 Facade - Mørtel
Prøve af materialet



CASE - EFFICIENCY



Project: Ådalsparkvej 2, 2970

Hørsholm

Built-up Area: 11.257 m²

Customer: Transition

Service: Screening to ascertain whether the building should be demolished

Se alle 15 fraktioner >

De 3 største fraktioner

 Ukendt 1 materiale	tons -
 Metal 2 materialer	tons -
 Gips 1 materiale	tons -

Se saneringsopgaver >




Opsummering

- 42 opgaver med afrensning
- 37 opgaver uden afrensning
- 1 potentiel opgave

Se bygninger og grundplaner >

4 bygninger - 6 etager

De 3 første bygninger

 Bygning 1 - Blok A Opførelsesår: NaN Bebygget areal:	
 Bygning 1 - Blok B Opførelsesår: NaN Bebygget areal:	
 Bygning 1 - Blok D Opførelsesår: NaN Bebygget areal:	

Se alle bygningsdele >

172 materialer fordelt på 14 bygningsdele

De 3 bygningsdele med flest materialer

 Gulve 48 materialer	tons -
 Vægge 32 materialer	tons -
 Indvendige fliser 16 materialer	tons -

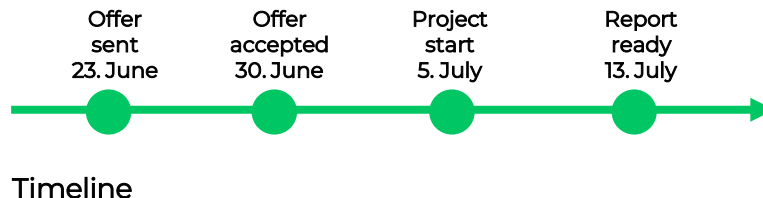
Se prøver og vurderinger >

126 prøver

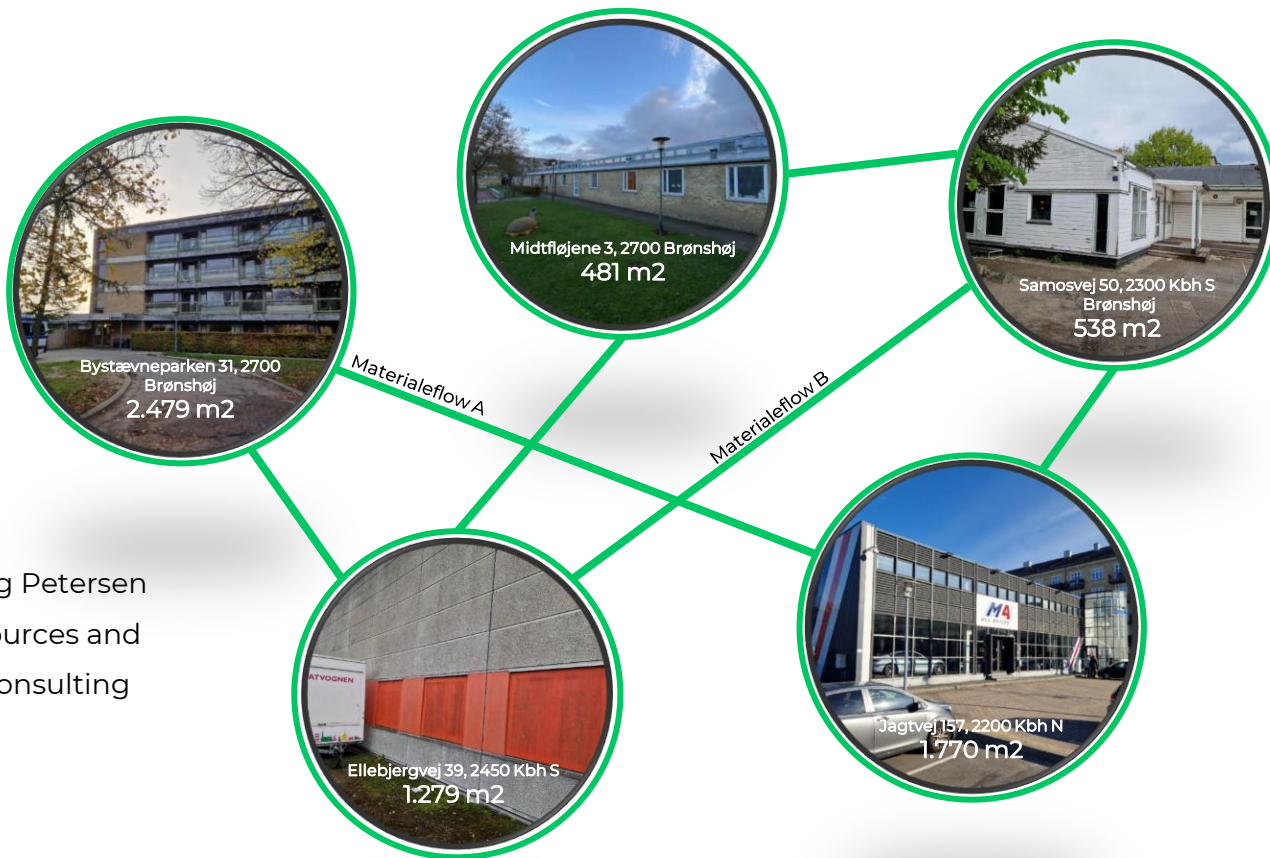
Opsummering

- 44 prøver er rene
- 53 prøver er forurenede
- 29 prøver er farlige
- 1 udskudt prøve

- ✓ 172 materials registered.
- ✓ 126 samples taken and analysed at laboratory.
- ✓ Sampling and report written (including advice on remediation) in only six days



CASE - MATCHMAKING



Project: TRUST

Built-up Area: 6.547 m²

Customer: Enemærke og Petersen

Service: Mapping of resources and hazards, Recirculation consulting

Does It Only Work in Big Cities?

Of course not



Municipality of Thisted

Framework agreement

Public restoration
project

100s of potential houses



Who Uses Milva?

Everyone



Architects

Planners

Builders/Owners

Workers

Engineers



