

**Interreg
Europe**



Co-funded by
the European Union

Assistance to applicants

Ilaria Ramaglioni

Policy Officer | Interreg Europe Secretariat

Ginetta Nazi

Regione Autonoma Friuli Venezia Giulia

28 March 2023

Info event in Italy
Online



Follow us on social media:



Content

- 1. Tools for project development**
- 2. Other assistance tools**
- 3. Point of contact assistance**

**Interreg
Europe**




Co-funded by
the European Union

1. ■ Tools for project development



Steps to **project development**

1. **Check relevance**
 2. **Get inspired**
 3. **Share project idea**
 4. **Find partners**
 5. **Ask for feedback (available only when call is open)**
- 

Check relevance

Is Interreg Europe for you?

⇒ Are you involved in regional development policies?

⇒ Are you looking for new solutions?

⇒ Are you ready to work with partners from other European countries?

www.interregeurope.eu/your-projects-relevance



Check relevance

Self-assess your idea before asking for our feedback

interreg Europe funded by the EUROPEAN UNION

Discover the programme | Look for fundings | Approved projects | Get policy advice | Find policy solutions | Meet the community

Self assessment tool

Answer the series of questions below to check if your project idea is relevant for Interreg Europe. Before going forward with your application or seeking assistance from us, make sure to check the relevance of your project! If you can answer 'yes' to all the questions, you're on the right track.

The self-assessment is for information purposes only.

1. Issue definition
2. Policy instrument
3. Jobs and growth programme
4. Partner's status
5. Authorities responsible
6. Interregional cooperation
7. Exchange of experience
8. Innovative character

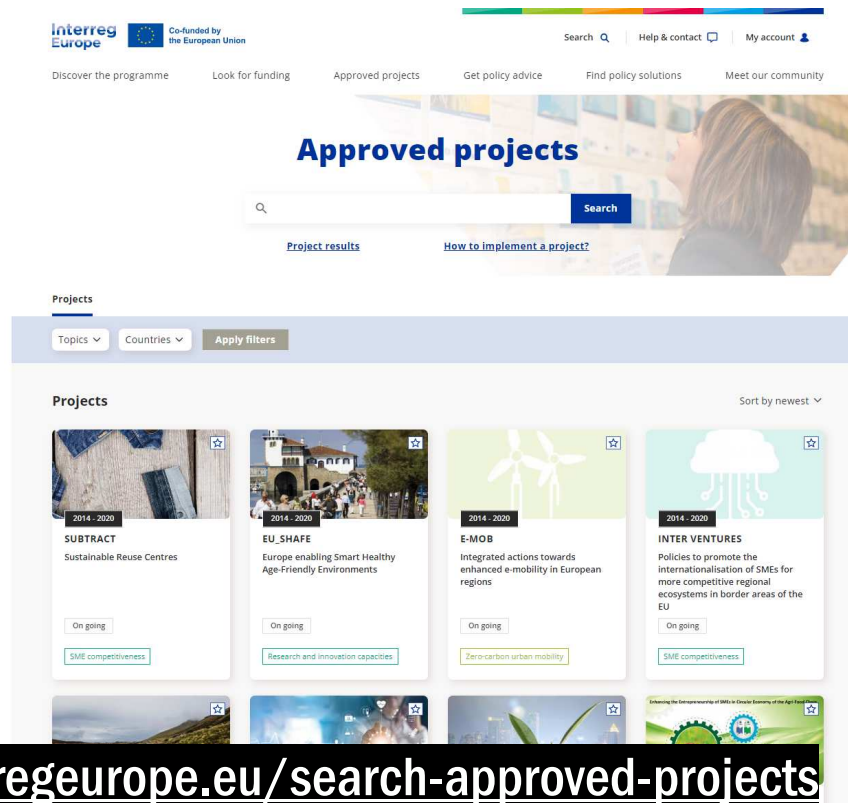
1 Issue definition

**Is the issue addressed by the project clear and specific enough?
Does it clearly fit within the priorities of the cohesion policy?**

www.interregeurope.eu/check-project-relevance

Get inspired by running projects

Check what kind of activities our programme supports



The screenshot displays the Interreg Europe website interface. At the top, the logo for Interreg Europe is shown, along with the text "Co-funded by the European Union". Navigation links include "Discover the programme", "Look for funding", "Approved projects", "Get policy advice", "Find policy solutions", and "Meet our community". A search bar is present with a "Search" button. Below the navigation, a large banner features the text "Approved projects" and a search input field. Underneath the banner, there are links for "Project results" and "How to implement a project?". The main content area is titled "Projects" and includes filters for "Topics" and "Countries", along with an "Apply filters" button. A "Sort by newest" dropdown menu is also visible. The project list displays four cards, each with a title, description, and status:

- SUBTRACT**: Sustainable Reuse Centres. Status: On going. Tag: SME competitiveness.
- EU_SHAFE**: Europe enabling Smart Healthy Age-Friendly Environments. Status: On going. Tag: Research and innovation capacities.
- E-MOB**: Integrated actions towards enhanced e-mobility in European regions. Status: On going. Tag: Zero-carbon urban mobility.
- INTER VENTURES**: Policies to promote the internationalisation of SMEs for more competitive regional ecosystems in border areas of the EU. Status: On going. Tag: SME competitiveness.

At the bottom of the screenshot, a black banner contains the URL: www.interregeurope.eu/search-approved-projects

Get inspired by other project ideas

Check what project ideas already exist and search for partners

The screenshot shows the 'Interreg Europe' website interface. At the top left is the logo 'Interreg Europe' with the text 'co-funded by the EUROPEAN UNION' and the European Union flag. To the right are links for 'Help & contact' and 'My account'. Below the logo is a navigation menu with items: 'Discover the programme', 'Look for fundings', 'Approved projects', 'Get policy advice', 'Find policy solutions', and 'Meet the community'. The main content area features a large heading 'Explore project ideas' over a background image of a lit lightbulb and a potted plant. Below the heading is a search bar with the placeholder text 'Search for project ideas' and a blue 'Search' button. Under the search bar are two links: 'What is a project idea?' and 'Submit your idea'. Below this is a filter section with 'Project ideas' and 'For you' tabs, and three dropdown menus for 'Topics', 'Countries', and 'Status', followed by an 'Apply filters' button. At the bottom of the filter section, it shows '24 Project ideas' on the left and 'Sort by newest' with a dropdown arrow on the right.

www.interregeurope.eu/project-ideas

Share project idea

Publish your project idea on our website to tell others:

⇒ what you'd like to do

⇒ what partners you are looking for

The screenshot shows the Interreg Europe website interface. The top navigation bar includes the Interreg Europe logo, the European Union flag, and menu items: 'Discover the programme', 'Look for fundings', 'Approved projects', 'Get policy advice', 'Find policy solutions', and 'Meet the community'. There are also icons for a chat bubble and a user profile. The main content area features a large orange graphic with a white speech bubble icon. The project title is 'Clone of Railways' Industrial & Cultural Heritage - Developing European Sustainable Tourism'. Below the title is a 'CONNECTED TEN-T' badge. A sidebar on the left lists 'About the project', 'Project idea owner', and 'Partners we are looking for'. The main text under 'About the project' reads: 'As renewables penetrate further into the energy grid, variability affects the grid and flexibility becomes a key solution. Therefore, we recommend to use data centers as a source of energy flexibility to support the roll-out of renewables. This can include diesel generators, oversized batteries and hydrogen fuel cells.'

interreg Europe

Discover the programme Look for fundings Approved projects Get policy advice Find policy solutions Meet the community

Clone of Railways' Industrial & Cultural Heritage - Developing European Sustainable Tourism

CONNECTED TEN-T

Looking for partners

About the project

Project idea owner

Partners we are looking for

About the project

As renewables penetrate further into the energy grid, variability affects the grid and flexibility becomes a key solution. Therefore, we recommend to use data centers as a source of energy flexibility to support the roll-out of renewables. This can include diesel generators, oversized batteries and hydrogen fuel cells.

Find partners

Search for people or organisations to find project partners


The screenshot displays the Interreg Europe website's search interface for finding project partners. At the top left, the logo for Interreg Europe, co-funded by the European Union, is visible. To the right, there are links for 'Help & contact' and 'My account'. Below the logo, a navigation bar includes links for 'Discover the programme', 'Look for fundings', 'Approved projects', 'Get policy advice', 'Find policy solutions', and 'Meet the community'. The main heading is 'Find the right people'. Below this is a search bar with the placeholder text 'Search for members or organisations' and a 'Search' button. Two links are provided: 'Tell us more about your need' and 'How to find the good project partners?'. Below the search bar, there are tabs for 'Members', 'Organisations', and 'For you', with 'Members' selected. A filter bar contains dropdown menus for 'Topics', 'Countries', 'Interested in', and 'Organisation type', along with an 'Apply filters' button. The 'Members' section shows a list of members, with the first four visible as placeholder icons. A 'Sort by newest' dropdown is located on the right side of the members list.

www.interregeurope.eu/community/members

Ask for feedback from the joint secretariat

- Once the call is open and your project idea is clear
⇒ ask for programme's feedback (one feedback per idea and call)

Our officers can give you feedback:

- In writing
 - On the phone/ online
 - At events (check agendas carefully)
- 

2. ■ Other assistance tools



Key documents

- Programme manual
- Second call's terms of reference (including annexes)

Application pack available at:

<https://www.interregeurope.eu/next-call-for-projects#anchor-second-call-for-projects>

Second call assistance events

Project development webinars

- A series of four webinars between 24 and 27 April 2023, at 10:00
- Tutorial videos combined with live Q&As

Registration is open

Link to register to each webinar (remember to log in)

- 24 APR
 - 25 APR
 - 26 APR
 - 27 APR
- 

Second call assistance events

Q&A sessions online

- Ask questions at registration (or during the session)
- JS replies during the session
- Every second week at **10:00** (Paris time), usually on Fridays

Registration is open

Link to each session – remember to log in to Interreg Europe community

-
-
-
-
-
-



Additional questions

- **FAQ section of the website**

<https://www.interregeurope.eu/help/project-funding>

- **Ask a question form**

<https://www.interregeurope.eu/help/project-funding#anchor-send-a-question>



3 ■ Point of contact assistance



Point of contact assistance

- General information on the programme and the call for projects
- Infodays
- Workshops for beneficiaries and first level controllers
- Information on the Italian Control System

<https://www.interregeurope.eu/italy>

Time for questions



**Interreg
Europe**



Co-funded by
the European Union

Follow us on social media:



**Interreg
Europe**



Co-funded by
the European Union

Thank you!

Follow us on social media:



Title of Event
Location

